

Getting into your new WDS Substack account

Moving to a new platform can be tricky at first but with the wave of the Artsy Fartsy Fairy's wand, we hope to get you there so you can relax into this new simplified website for all our materials.

If you are NOT a current subscriber or team member, you can start from scratch by simply going to worshipdesignstudio.substack.com and subscribing (there are different levels… see that explained on the last page).

—

Here are the instructions for getting into Substack ***if we have created an account for you (if you were an active Paid Admin subscriber as of August 6, 2026 or an active team member of a subscribing church).***

- There are people in that list who already had an account on Substack with your WDS account e-mail *(see your instructions on page 2)*.
- And there are many who have never been on Substack before *(see your instructions page 2-5)*.
- There were some who are on Substack but under a different e-mail than their WDS account e-mail *(see your instructions on page 5)*.

SO… there are different ways to handle getting into your account in Substack. And different computers may look differently so if you run into things not going exactly as we have described in these instructions, just e-mail us at marcia@marciamcfee.com

*** ***READ THIS:*** *Please note that Substack also has an App for your mobile device, but the* ***best place to engage with WDS and all the materials is on your computer.*** *Navigating the site is ok on mobile using a web browser but you do not want to attempt to download files for our series on your phone.*

If you already have a Substack account (with your WDS subscriber e-mail), you will simply log in to Substack HERE and the WDS home page will pop up.

If you don't have a Substack account at all, Substack will recognize the comp subscription I have entered for you using your WDS e-mail address. *So you do not have to "create an account."* Rather, after clicking the WDS link, there are two possibilities I've seen:

1. Click the very bottom little link that says "Already a subscriber? Sign in" and then enter your e-mail address associated with your current WDS account (the one this e-mail came to) and click the big "Continue" button.

2. OR if you don't see that "already a subscriber….?" message and you just see a "No Thanks" under the e-mail place, click that!

Here is what #2 looks like:

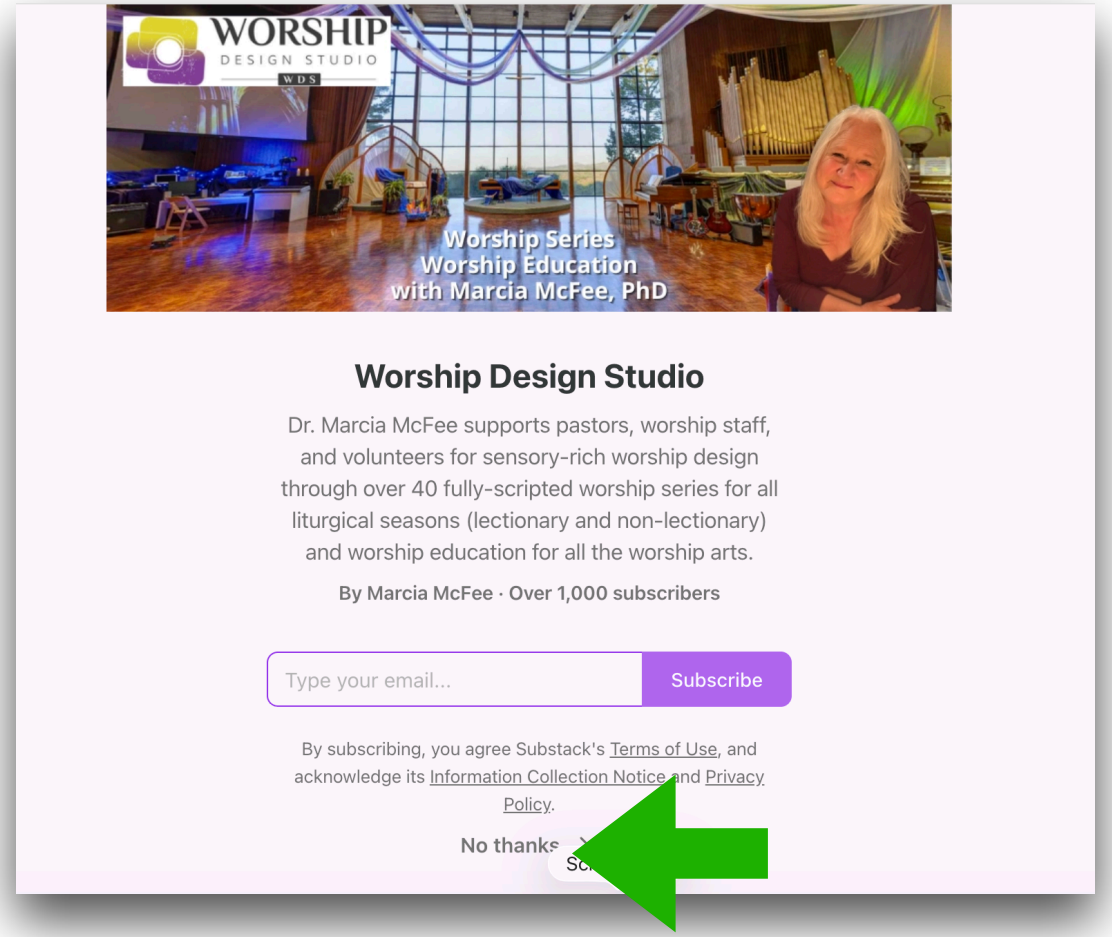

After clicking “no thanks,” you will be on the WDS Home page. It looks like this:



Click on the “Sign In” link in the upper right corner. It open a page like this:

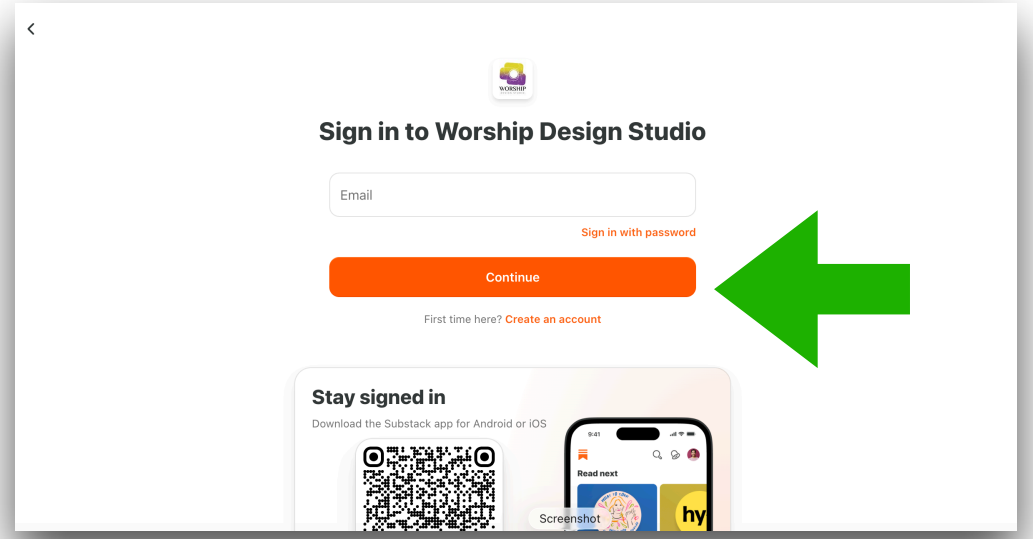

Enter the e-mail that your WDS account is associated with and click “Continue” **(Please note: do not sign in with password and enter your former password… it is obsolete).** After you click the “Continue” button, you will be taken to a page like this: *next page…*

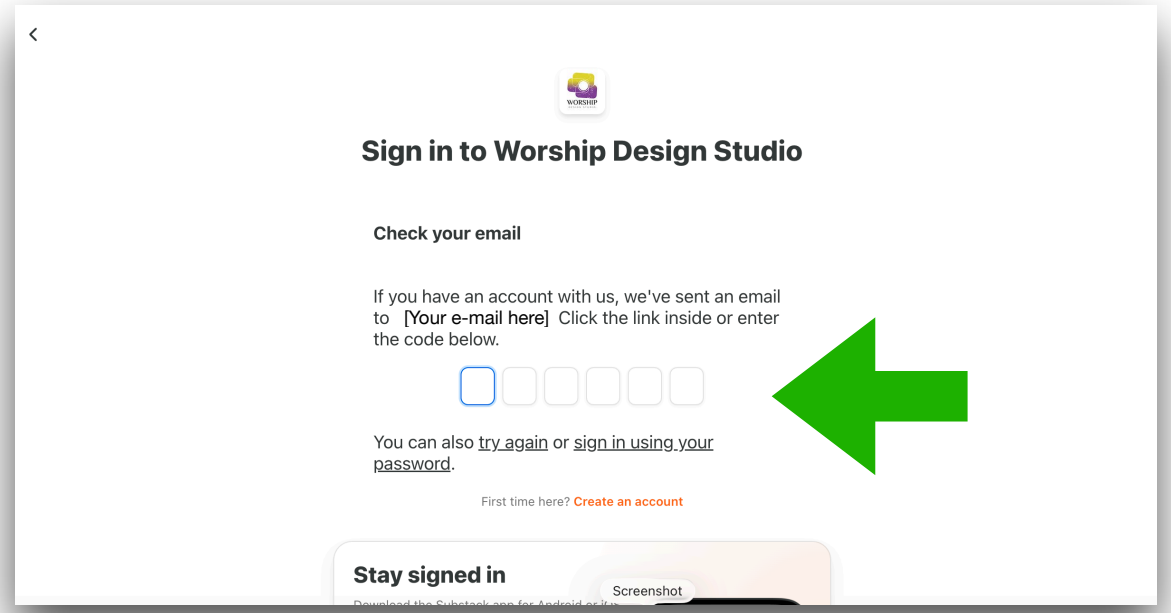

[if you did see #1 above ("Already a member? Sign in") you will be doing the same thing now… getting a code to your e-mail and entering it]

Substack will send you an e-mail with a number verification code to enter on that page. The e-mail looks like this (check junk or spam if you don't see an e-mail):

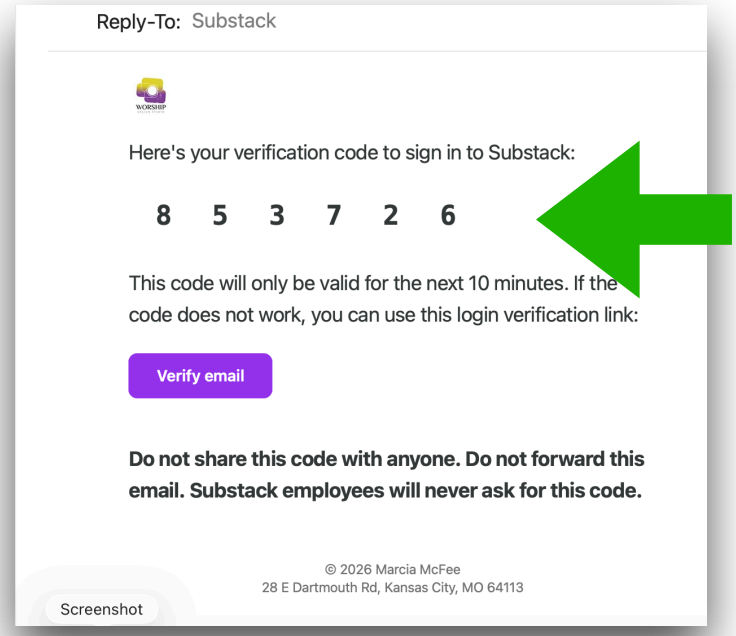

When you enter the number or click the verify e-mail link, you might be prompted to add your photo, but you don't have to. You will then be on a Substack page that shows the WDS icon on the right under your subscriptions. Click the icon to go to the new WDS home page. It looks something like this:

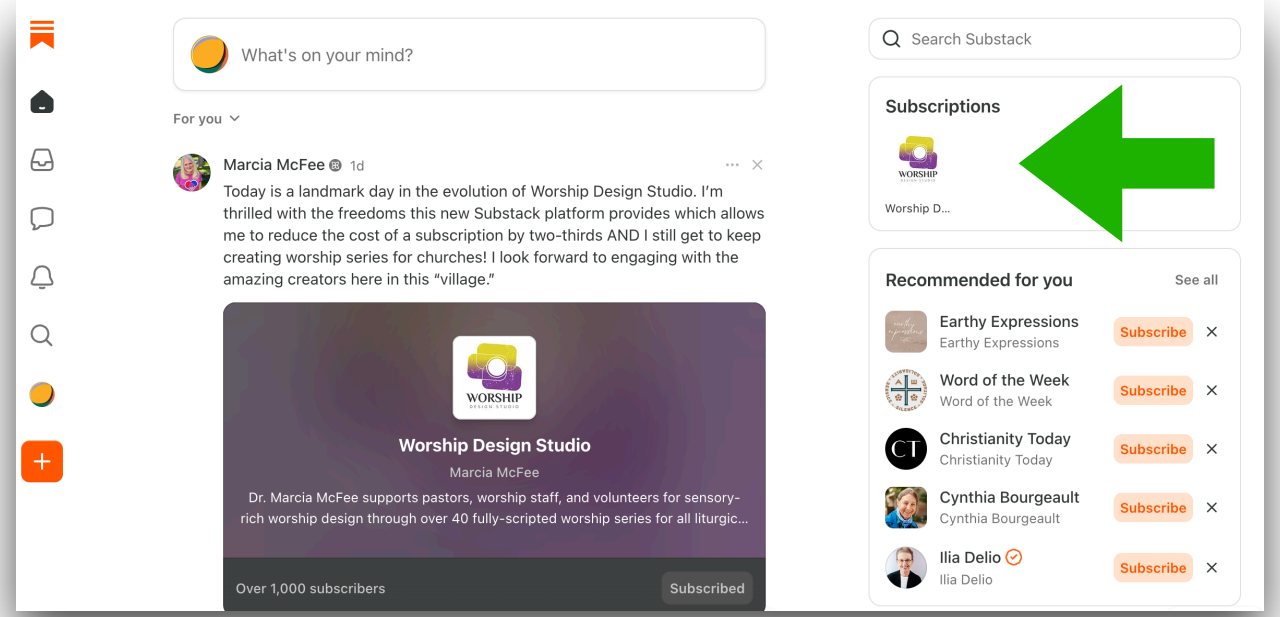

That will take you to the WDS home page and you will be signed in!

If you have a current account in Substack *but it uses a different e-mail* than the one associated with your WDS account, log out of your current Substack account and then log in by going through the steps for new accounts in the above pages 2-5. After you have logged in, you can *collate the two Substack accounts if you want (to either address). See* THIS *support article to help you do that.*

Keep reading to find out about renewing your subscription (for Paid ADMINS only… team members of subscribing churches, read the last thing on Page 8, which includes a video message to you)

ADMINS: YOU WILL NOT BE AUTO-RENEWED IN OUR OLD SYSTEM. TO RENEW YOUR SUBSCRIPTION AND KEEP ACCESS TO ALL THE SERIES, SIMPLY CLICK THE "CONTINUE YOUR SUPPORT" AND ENTER YOUR CREDIT CARD DETAILS.

YOU CAN ENTER YOUR CREDIT CARD DETAILS ANY TIME… YOU WILL NOT BE CHARGED UNTIL YOUR RENEWAL DATE, WHICH WE HAVE ENTERED BASED ON YOUR CURRENT SUBSCRIPTION. SUBSTACK WILL REMIND YOU ONE WEEK BEFORE THE RENEWAL.

When you are on the WDS Home Page in Substack, click on your profile icon in the upper right corner. Then click on "Manage Subscription" so you can check your renewal date if you like:

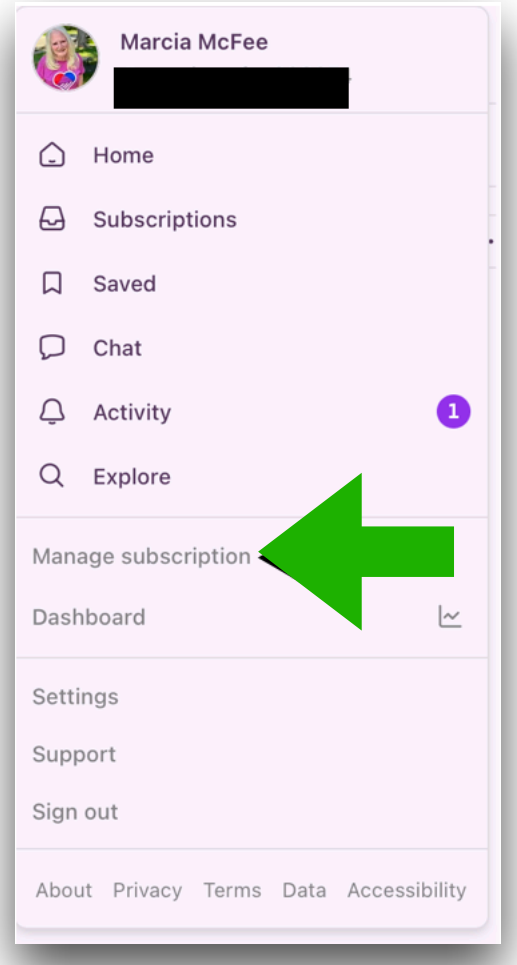

The manage subscription page looks something like the one below:

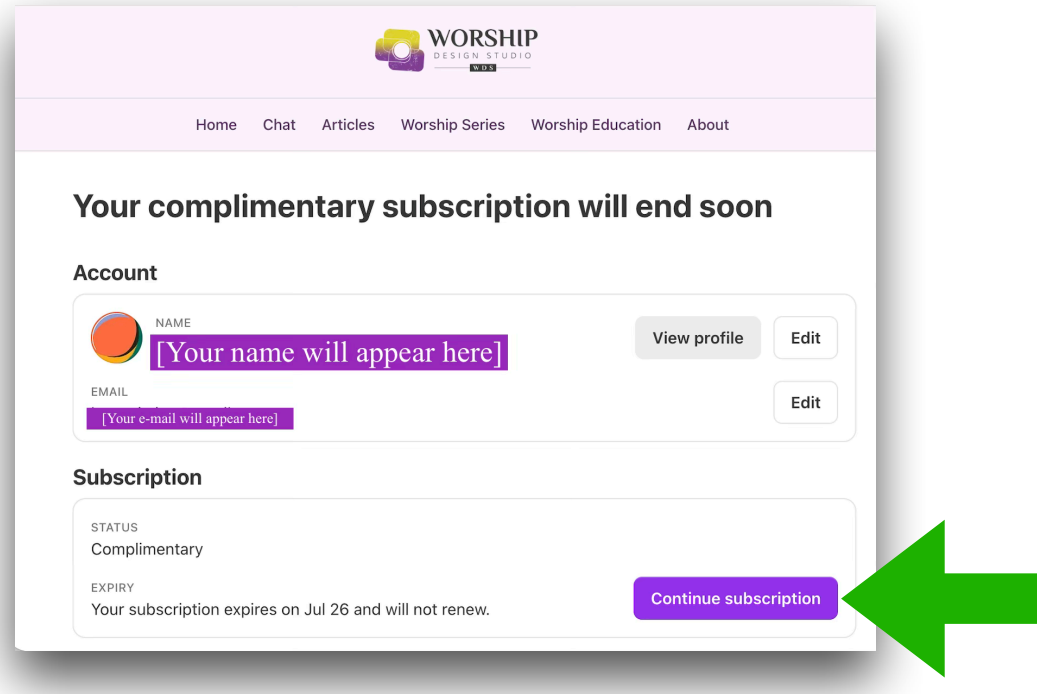

You can click on “Continue subscription” button to choose your plan, which looks like this (continue reading on the next page to hear more about the different options):

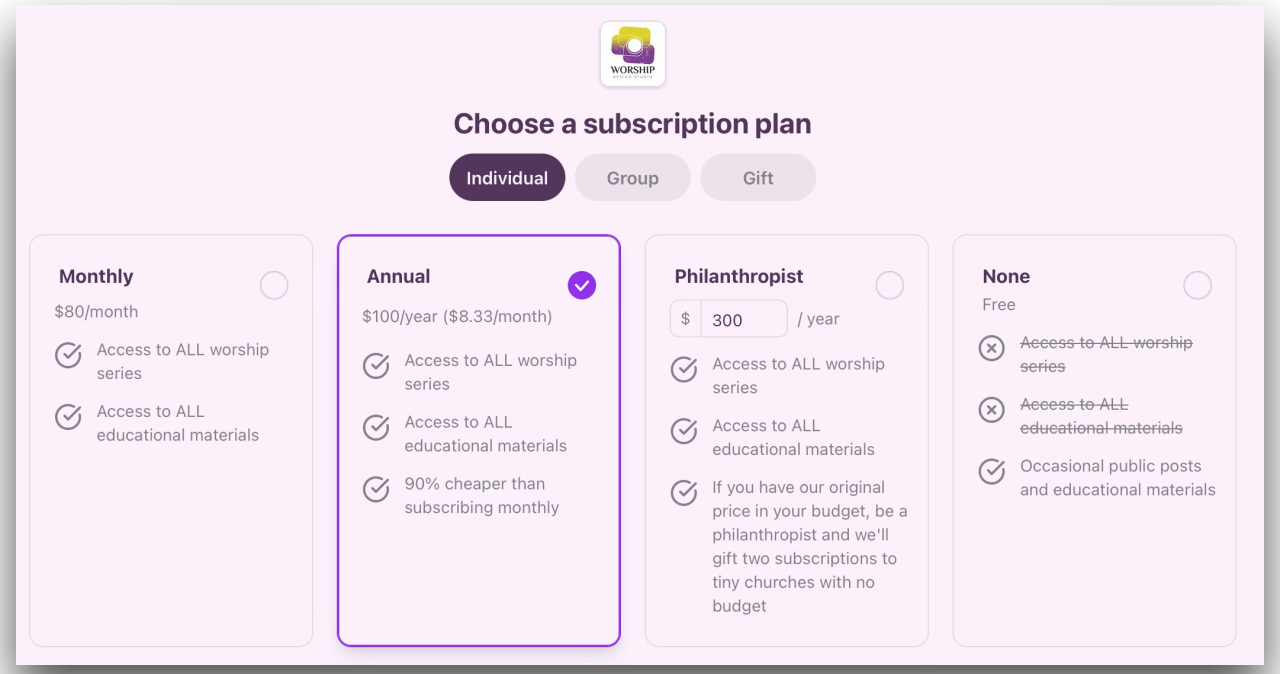

Here is an explanation of the choices you have:

“Monthly” - this is not really a thing. We don’t do monthly subscriptions but Substack won’t let us not show that. So the $80/month is hypothetical to cue that Annual is our preferred plan.

“Annual” for $100 - this is the equivalent to what you are subscribed to now. Access to everything, all series, all education.

“Philanthropist” - $300 - this is the old price (Substack won’t let us do $299). If you still have the old price in your budget and you choose this option, I will give two free one-year subscriptions to two tiny lay-led churches because of your generosity.

“None/Free” - if you choose this one (or do nothing), your paid access will expire and you will be a “free” subscriber with access only to the descriptions of the series (not the series materials) and the educational materials. I sincerely hope that this new low price will make another year possible for you.

TEAM MEMBERS… YOU WILL ALWAYS BE A “NONE” / “FREE” subscription unless you just really want to pay for access. Please note that the way you access the materials will be different on this platform. Only one person (the Admin) will have access to the link to download materials and they will send you direct links to download. It is easy and you will get used to it! Thank you for understanding.
Watch the video below to learn more about that.

