Bookmark this link so you can just go right to the WDS homepage each time you need materials or want to engage!

👇

worshipdesignstudio.substack.com



Get your Substack Account Set Up the Way YOU Want It

Friends, thank you for your support as we move Worship Design Studio materials to a place that makes everything simpler and less expensive to run so I can pass that savings on to you. As you know Substack is our new home and where you will access all the worship series and educational materials from my 30+ years of teaching, consulting, and creating.

Substack has been around for a while and it is always changing.
I did a lot of research and followed people like Diana Butler Bass, Nadia Bolz-Weber, Parker Palmer, Carrie Newcomer, Kate Bowler, and Leonard Sweet who all publish on Substack in order to make the decision to move there. Substack has been around for a while but it, like all platforms, changes. Lately there has been a push by Substack to become a social platform with things called “Note” (consider that like a feed in any social media platform) and they like to get people on the mobile device app. My recommendation if you just want to use Substack to access WDS materials is to NOT download the mobile app and set your notification preference as “Email,” not “Push.” Our WDS home page layout is most easily navigated on your desktop and you will certainly want to download the worship series materials on your desktop. Staying off the mobile app will help it feel less like social media and more like a website. Of course, if you like to use it as a social media app as well, go for it!

Set your notifications carefully.
This is actually easy to do but you *have to do it.* The notifications are automatically switched ON so you want to go in and set it to your liking. To do this, click on the three lines that say “More” at the very bottom left of your Home page in Substack. OR when you are in any page, click on your profile icon in the very upper right corner of the page. Either place, click “Settings.” See the images on the next page.

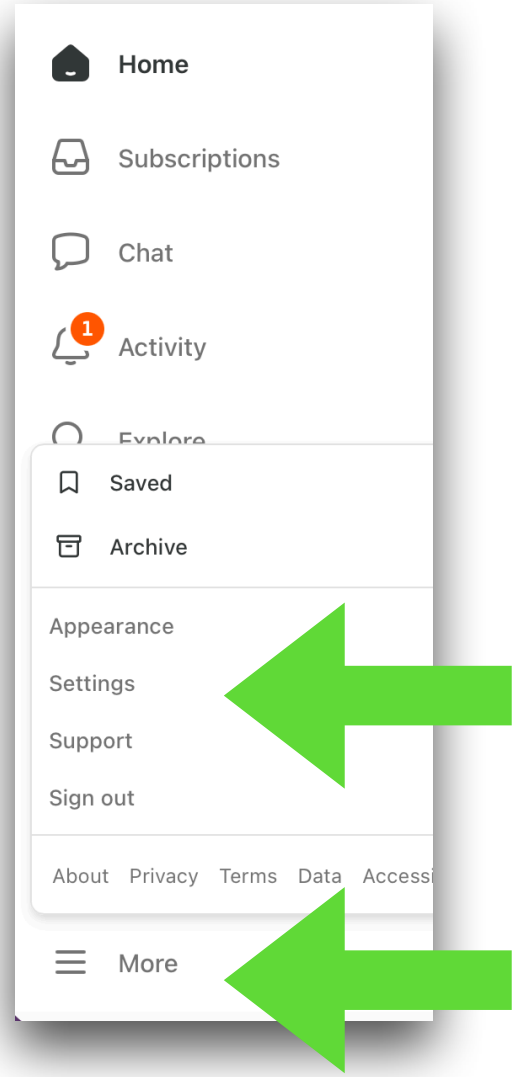

OR

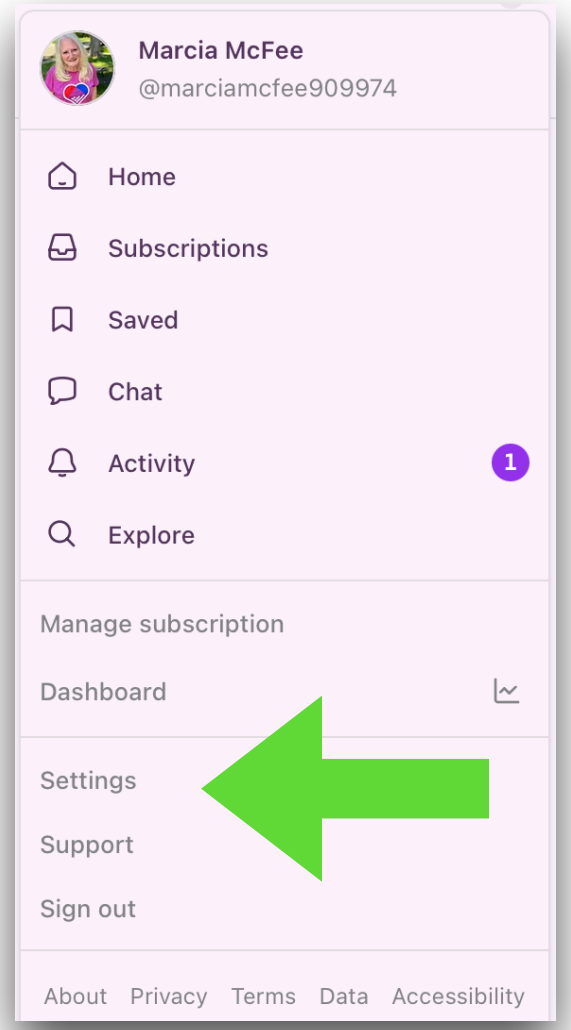

Under Settings, Find "Notifications"
Frist, choose your newsletter delivery preference. As I said, I recommend "Prefer email" for anyone who doesn't want to engage a lot with Substack other than WDS.

Then you see dropdown menus for Engagement, Messaging, Connections, Live, and Marketing. Go through each one and turn off anything you don't want. "Messaging" is particularly important. See next page.

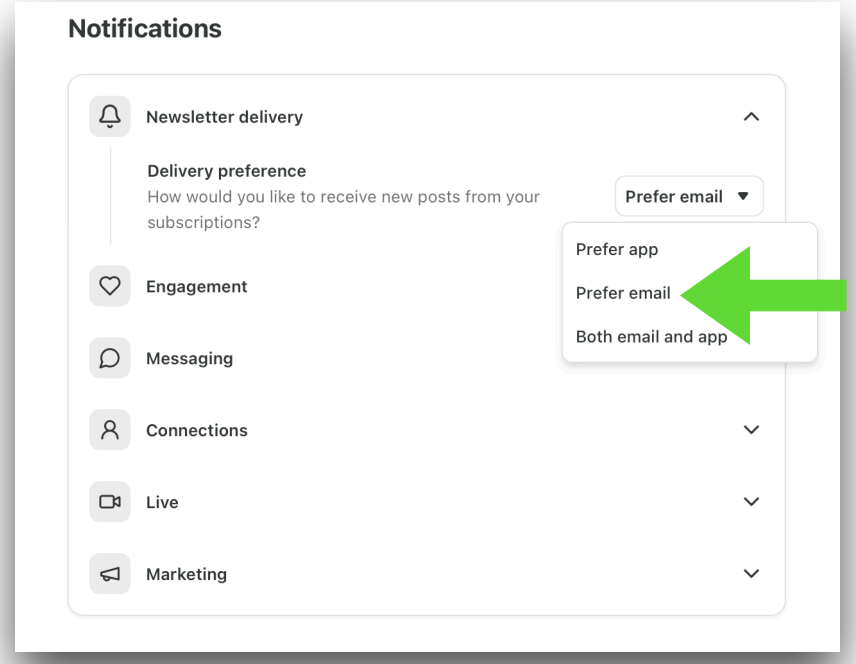

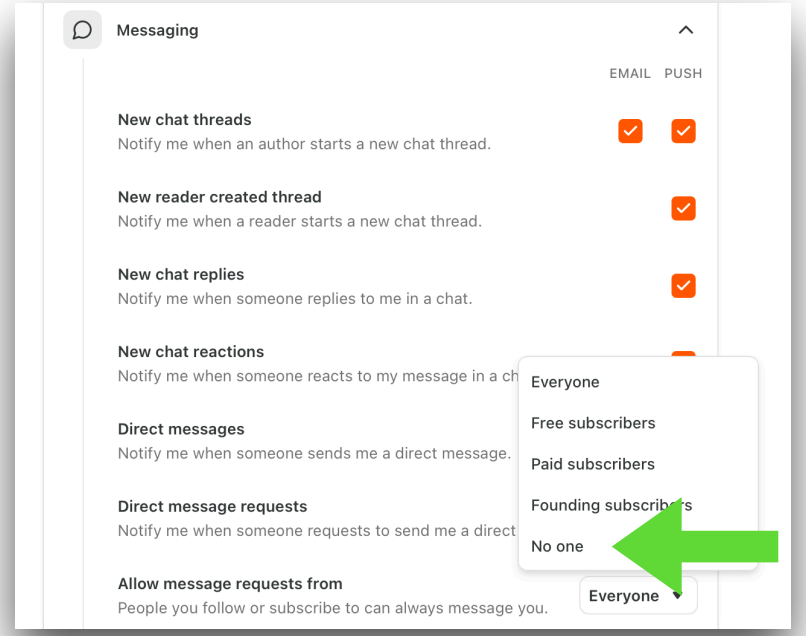

You can un-click any and all of the messaging notifications as you want. The last one says "Allow message requests from…" and my recommendation is to set that to "no one." You will see there that anyone you are subscribed to (like me) can send you a message request, but saying "no one" will keep any random person from interacting with you (honestly, I've been on there for a while and haven't had any negative experience, but I want you to have complete control.

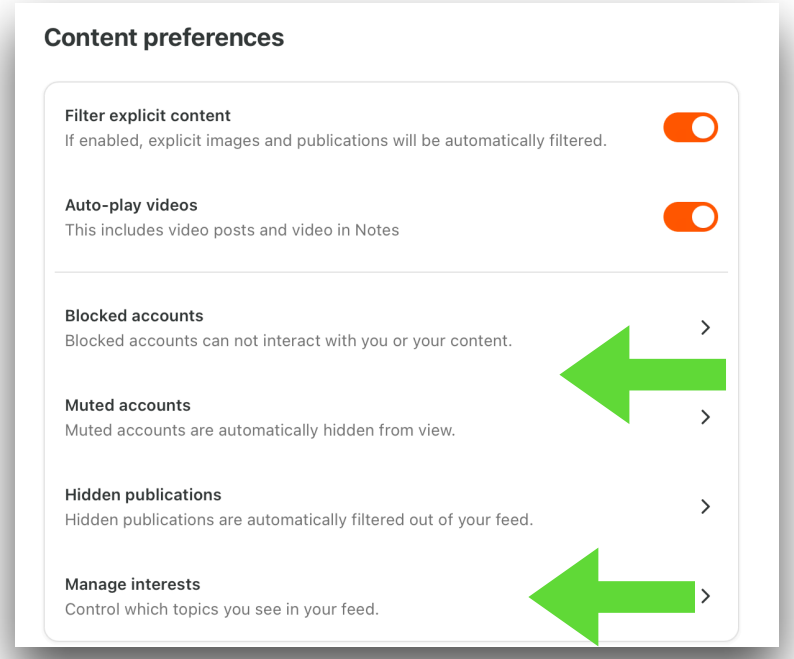

If you do see content that you don't want to see AT ALL, you can mute and/or block accounts.

You can also manage your interests so the platform gives you more of what you want. But again, if all you do is come onto the WDS home page and you have your notifications set well, you won't see much other stuff.

Continue down that same page to view Privacy and Security settings and set those according to your wishes.

As always, if you need help, contact us at marcia@marciamfee.com.
Peace & Passion – Dr. Marcia McFee